



Chelmer Valve

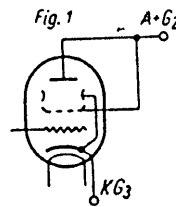
738-207/219 electronic tube

Tube type 6L6, 6L6GC, 6L6WGC/5881.

This series of beam tetrode valves have been designed for use in the output stage of audio amplifier circuits. They are all characterised by very good power handling capability and in common with valves of this type, require adequate ventilation for cooling. The valves fit standard octal sockets. The 6L6 is a metal-cased valve, the other variants are glass tube types. The 6L6WGC/5881 has higher maximum anode and screen voltages and higher maximum anode dissipation.

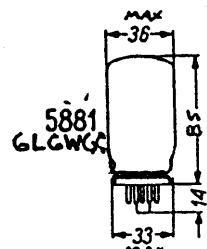
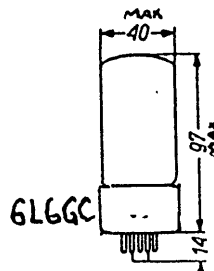
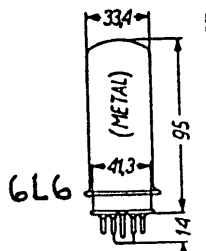
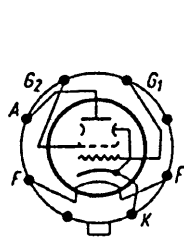
U_f V	I_f A	Cl.	U_a	U_{g2}	U_{g1}	I_a	I_{g2}	S	R_f	R_k	R_o	P_o	$U_{g1\sim}$	h
			V	V	V	mA	mA	mA/V	k Ω	Ω	k Ω	W	V	%
6,3	0,9	A	200	200	-11,5	52÷57	3,5÷5,7	5,3	35	186	3	4	11,5	9
			200	200		55÷56	4,2÷5,6				3	4	11,5	9
			250	250	-14	72÷79	5 ÷ 7,3	6	22,5		2,5	6,5	14	10
			250	250		75÷78	5,4÷7,2				2,5	6,5	14	10
			300	200	-12,5	48÷55	2,5÷4,7	5,3	35		4,5	6,5	12,5	11
			300	200		51÷54,5	3 ÷ 4,6				4,5	6,5	12,5	11
			350	250	-18	54÷66	2,5÷7	5,2	33		4,2	10,8	18	15
			375	125	-9	24÷26	0,7÷2				14	4,2	8	9
			375	125		24÷24,3	0,7÷1,8				14	4	8,5	9
			375	250	-17,5	57÷67	2,5÷6				4	11,5	17,5	14,5
			250	250	-16	120÷140	10÷16	5,5	24,5		5	14,5	32	2
			250	250		120÷130	10÷15				5	13,8	35,6	2
			270	270	-17,5	134÷155	11÷17	5,7	23,5		5	17,5	35	2
			270	270		134÷145	11÷17				5	18,5	40	2
			360	270	-22,5	88÷140	5÷11				3,8	18	45	2
		360	270	-22,5	88÷132	5÷15			6,6	26,5	45	2		
		360	270		88÷100	5÷17			9	24,5	57	4		
		400	250	-20	88÷126	4÷9			6	20	40	1		
		400	250	-20	89÷124	4÷12			8,5	26,5	40	2		
		400	250		96÷110	4,6÷10,8			190	8,5	24	43,8	2	
		400	300	-25	102÷152	6÷17			6,6	34	50	2		
		400	300	-25	102÷156	6÷12			3,8	23	50	0,6		
		400	300		112÷128	7÷16			6,6	32	57	2		
		450	400	-37	116÷210	5,6÷22			5,6	55	70	1,8		
		360	225	-18	78÷142	3,5÷11			6	31	52	2		
		360	270	-22,5	88÷205	5÷16			3,8	47	72	2		
		400	250	-20	88÷168	4÷13			6	40	57	4		
		400	300	-25	102÷230	6÷20			3,8	60	80	4		
		250		-20	40÷44	($\mu = 8$)	4,7	1,7	5	1,4	20	5		
		250			40÷42	—			6	1,3	20	6		
300		-20	78÷85				4	1,8	20	5,5				
325			80÷92				375	8	6	32	6			
400			110÷116				330	8	10,8	80	0,7			
400		-45	65÷130				4	13,3	90	4,4				

T.	maximum				
	U_a V	U_{g2} V	$U_{f,k}$ V	P_{g2} W	P_a W
6L6, 6L6GC	360	270	180	2,5	19
	275	Fig. 1	180	—	12,5
5881/6L6WGC	400	400	200	3	23
	400	Fig. 1	200	—	26



T.	C_{g1}	C_a	$C_{g1/a}$
	pF	pF	pF
6L6:	10	12	0,4
6L6GC	11,5	9,5	0,9
6L6WGC			
5881			

Capacitances





6L6, 6L6GC, 6L6WGC/5881.

